

SCHEDULE OF ACCOMMODATION

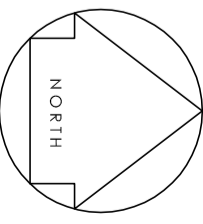
UNIT	HOUSE TYPE	BUNGALOW	3 BED/2 BATH	1200 ft ²	(111.5m ²)
UNIT 1	HOUSE TYPE A	BUNGALOW	3 BED/2 BATH	1200 ft ²	(111.5m ²)
UNIT 2	HOUSE TYPE A	BUNGALOW	3 BED/2 BATH	1200 ft ²	(111.5m ²)
UNIT 3	HOUSE TYPE A	BUNGALOW	3 BED/2 BATH	1200 ft ²	(111.5m ²)
UNIT 4	HOUSE TYPE A	BUNGALOW	3 BED/2 BATH	1200 ft ²	(111.5m ²)
UNIT 5	HOUSE TYPE A	BUNGALOW	3 BED/2 BATH	1200 ft ²	(111.5m ²)

NB AREAS INDICATED ARE GROSS INTERNAL AREA AND EXCLUDE GARAGES

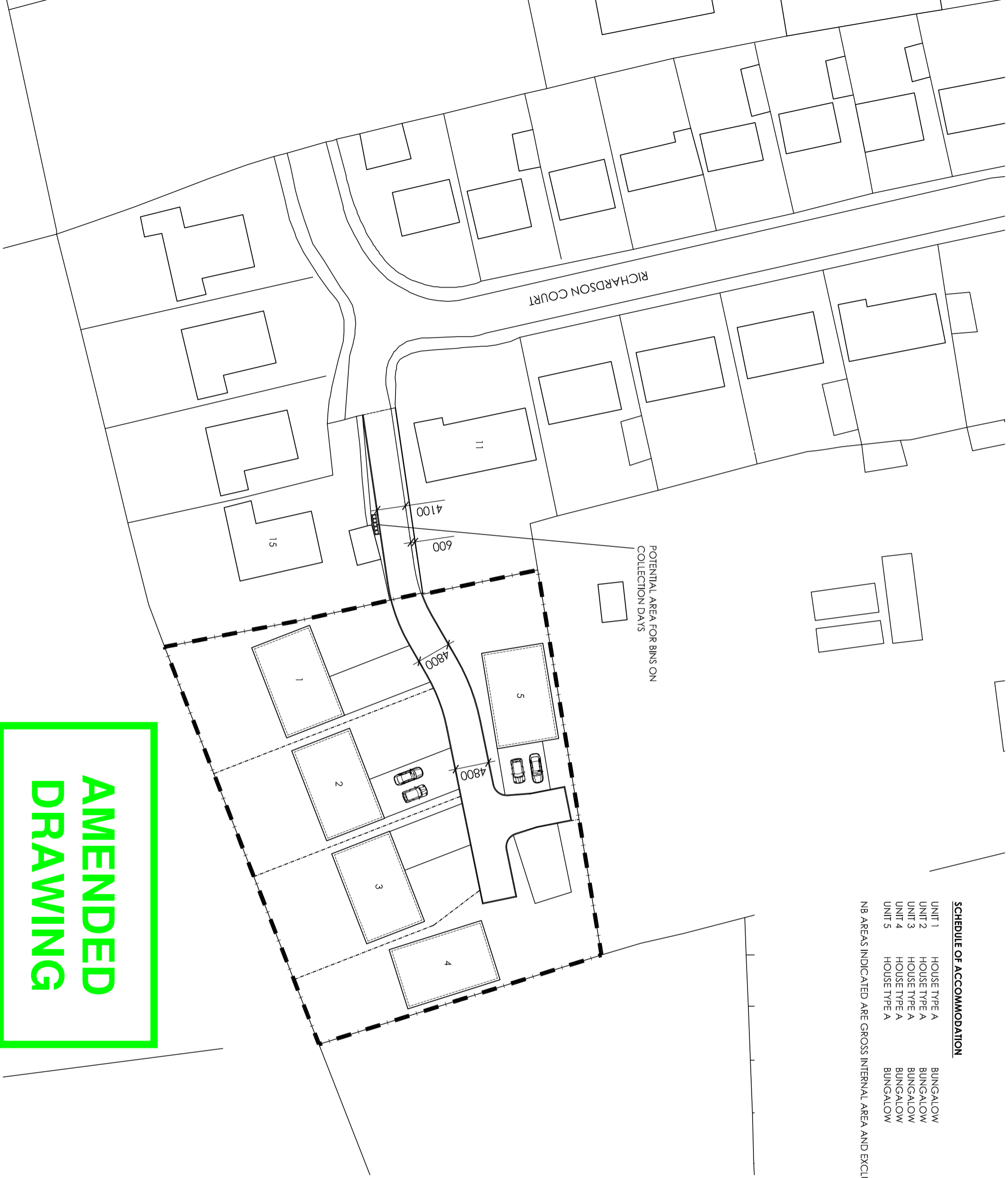
RECEIVED

31 July 2017

DEVELOPMENT MANAGEMENT



SITE AREA
APPROX - 0.71ACRES



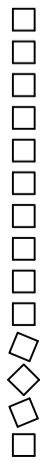
**AMENDED
DRAWING**

REV C - 27.07.17 ACCESS FROM ADOPTED ROAD AND PRIVATE ROAD EXTENT/AMENDED
REV B - 25.07.17 ACCESS FROM ADOPTED ROAD AMENDED
REV A - 02.06.17 POTENTIAL AREA FOR BINS ADDED

TP ARCHITECTURE

2 STRICKLAND AVENUE
LEEDS
LS17 8JU

T: 0113 2732706
M: 07766 015350
E: tony@tparchitecture.co.uk



PROPOSED RESIDENTIAL DEVELOPMENT
RICHARDSON COURT, HAMBLETON
SELBY

for
D NOBLE LIMITED
PROPOSED SITE PLAN

Date: JANUARY 2017 Scale (at A3): 1:500
Project no: 1275 Drawing no: 013 Revision: C